

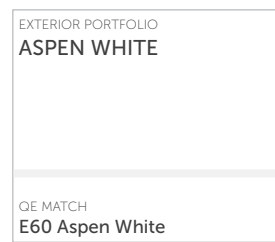
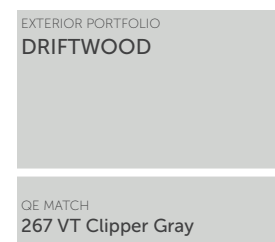
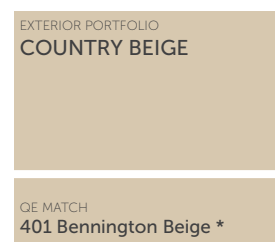
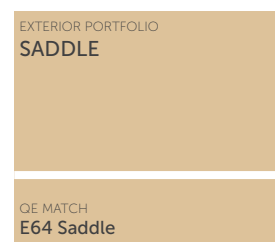
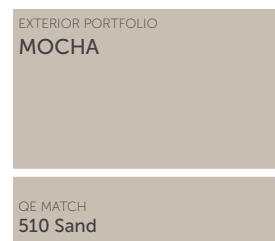
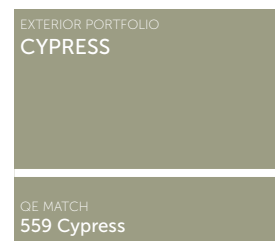
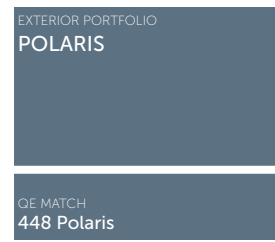
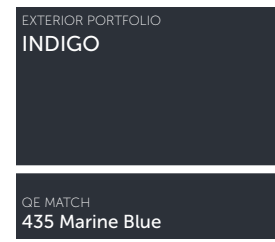
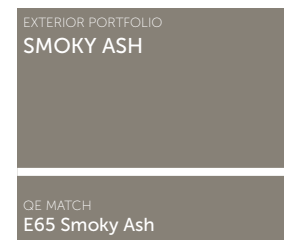
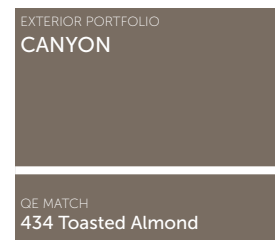
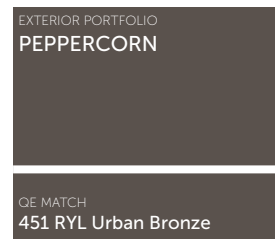
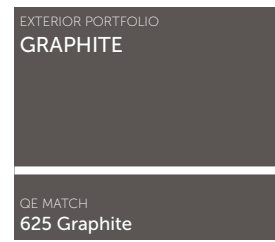




COLOR MATCH COLLECTION
EXTERIOR PORTFOLIO®



EXTERIOR PORTFOLIO ALUMINUM TRIM COLORS * colors available in additional QE products



Exterior Portfolio® Color Name	QE Color Name	Q800 Color #
Wheat	Cream	203
Driftwood	VT Clipper Gray	267
Country Beige	Bennington Beige	401
Carbon	Ironstone	414
Oceanside	Storm	433
Canyon	Toasted Almond	434
Indigo	Marine Blue	435
Espresso	Espresso	444
Polaris	Polaris	448
Nantucket	Nantucket	449
Metropolitan Gray	Rockslide	450
Peppercorn	RYL Urban Bronze	451
Mocha	Sand	510
Rye	Crane Rye	554
Cypress	Cypress	559
Slate	Crane Slate	623
Graphite	Graphite	625
Spruce	HTL Spruce	762
Clay	Clay	807
Bone	Herringbone	819
Pearl	Champagne	827
Aspen White	Aspen White	E60
Greystone	Greystone	E61
Lighthouse Red	Lighthouse Red	E62
Regatta Blue	Regatta Blue	E63
Saddle	Saddle	E64
Smoky Ash	Smoky Ash	E65
Stone Harbor	Stone Harbor	E66

TruVent Hidden Vent Soffit in 414 Ironstone



QualityEdge.com

550 3 Mile Rd. NW
Suite E
Walker, MI 49544
888.784.0878

© 2023 Quality Edge

EPBROCH_0823